



# TS210

## 1100-WATT 10-INCH 2-WAY POWERED LOUDSPEAKER

### ACCURACY. POWER. PORTABILITY. AFFORDABILITY.


These are the cornerstones of TRUESONIC speakers, which provide exceptionally transparent sound for musicians and live sound engineers alike. TRUESONIC speakers enlist their ultra-pure signal path, super-efficient driver design, and durable, lightweight polypropylene enclosures to deliver precise reproduction of deep lows, crystal-clear high end and smooth mid-range. With TRUESONIC speakers, what you put in is exactly what you get out.

### TRUESONIC TS210

The TS210 was designed with versatility and longevity in mind. The TS210's trapezoidal design greatly decreases the resonance of the standing wave in the cabinet, producing a truer and more exact sound reproduction. This durable, lightweight enclosure is stand-mountable for weekend gigs and flyable for more permanent installations. Both the 10" low-frequency and 1" high-frequency drivers in the TS210 are designed to be super-efficient. This translates into more of the power from your amplifier actually working to generate sound rather than heat. Inside and out, every component of the TS210 was developed to provide accurate, transparent, powerful sound.

### FEATURES

- 550W continuous, 1100W peak Class D power
- 10-inch (254mm) LF driver, 2-inch (51mm) high-temperature voice coil
- 1-inch (25mm) neodymium driver with precision waveguide
- Bi-amplified design with precision active crossover and EQ
- Integrated 2-channel mixer with dual XLR+¼-inch combo mic/line inputs and independent level controls
- XLR Mix output
- Ground-Lift switch
- Contour switch for increased EQ control
- Electronic clip, thermal and transducer overdrive protection
- Compact, lightweight, trapezoidal cabinet design for easy transport and installation
- Angled rear panel for wedge monitor applications
- Stand- and pole-mountable with integral M10 suspension points
- Designed and tuned in the USA



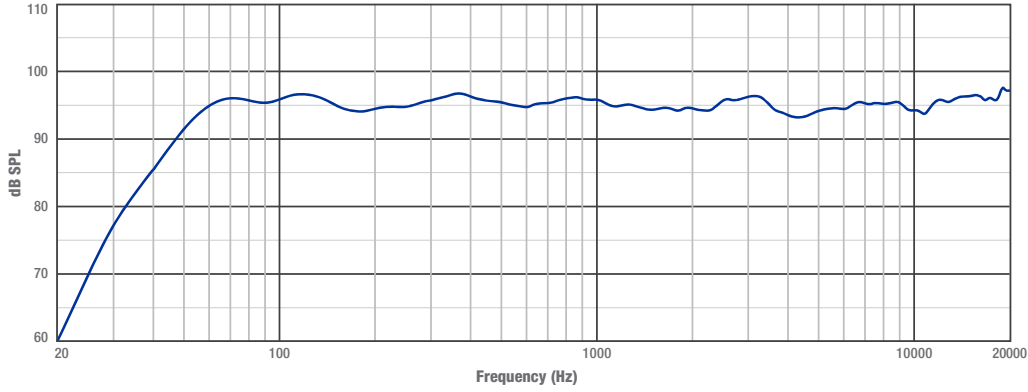
### SPECIFICATIONS

<b>Output Power</b>	1100W peak (700 LF + 400 HF) 550W continuous RMS (350 LF + 200 HF)
<b>Low Frequency</b>	10" (254mm) woofer, 2" (51mm) voice coil
<b>High Frequency</b>	1" (25mm) neodymium driver with precision waveguide
<b>Crossover</b>	2.5kHz
<b>Maximum SPL</b>	125dB peak, 122dB continuous (dB SPL @ 1m)
<b>Frequency Response</b>	54Hz–20kHz (+/-3dB)
<b>Frequency Range</b>	48Hz–22kHz (-10dB)
<b>Coverage</b>	90° H x 60° V nominal
<b>Connectors</b>	(2) XLR+¼-inch combo jack mic/line inputs (1) XLR Mix output
<b>Cabinet</b>	Trapezoidal, injection-molded, polypropylene enclosure, with perforated steel grille
<b>Controls</b>	Volume, power on/off with LED, clip limiter with LED, ground lift
<b>Protection</b>	Electronic clip, thermal and transducer overdrive protection
<b>Power</b>	<b>AC Input:</b> 100–120/220–240V, 50/60Hz
<b>Dimensions (HxWxD)</b>	20.8" x 12.8" x 12" (527 x 323 x 305 mm)
<b>Weight</b>	22.0 lbs / 10.0 kg

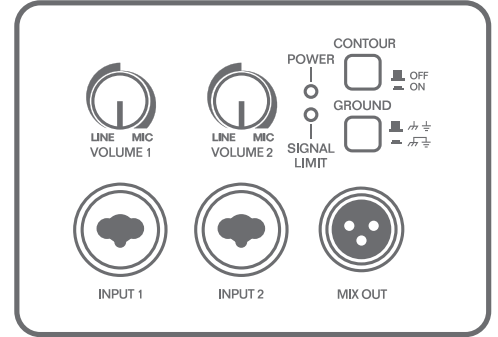
# TS210

1100-WATT 10-INCH 2-WAY POWERED LOUDSPEAKER

## FREQUENCY RESPONSE



## CONTROLS / INPUTS



## BLOCK DIAGRAM

